



Swamy Vivekananda Rural First Grade College

Chandapura, Bengaluru - 99



Report
On

17-18
All data
available

ALUMNI MEET

Held On

7th January 2018

@

Jnana Jyothi Auditorium

REPORT ON ALUMNI MEETING:

Alumni meeting had been conducted on 7-1-18 at 10.30 am with a prayer song and lamplighting. Around 100 students took part in the event. The programme was presided by Mr. T.Sunka Reddy,president, SVRES along with subcommittee convenor Dr.P.Venkataswamy Reddy. Few students had shared their views. Principal had addressed the alumni and Mr. T.Sunka Reddy had given the presidential speech. After the programme their was a group photo session followed by the fun games and the programme had completed around 3.00pm with lunch.

Committee members:

Mr.Prashant kumar

Mrs. Sowmya

Ms. Tejaswini

Mrs. Jothi praba

Mr.Sathyanarayan



IQAC CO-ORDINATOR:



Principal
Swamy Vivekananda Rural First Grade College
Chandapura, Anekal Taluk, Bangalore-560 091


28/1/18

Alumni's Feedback Analysis and Interpretation.

1. Do you feel to be associated with college as alumni?

Particular	Response in numbers	in %
AGREE	46	93.88
SOMETIMES	3	6.12
DISAGREE	0	0
TOTAL	49	100

Do you feel to be associated with college as alumni in %




From the above graph it is clear that almost 94% of alumni are ready to be associated with the college. 6.2% of them sometimes agree and 0% of alumni disagree.

2. Will the activities of the college develop your profession

Particular	Response in numbers	in %
AGREE	33	67.35
SOMETIMES	13	26.53
DISAGREE	0	0.00
TOTAL	49	100.00

Will the activities of the college develop your profession




The above graph shows that only 67.35% of the alumni agree that the activities of the college develop their profession. 26.53% of them sometimes agree and 0% of them disagree.

3. Are you willing to contribute in the development of the institute?

Particular	Response in numbers	in %
AGREE	33	67.35
SOMETIMES	13	26.53
DISAGREE	3	6.12
TOTAL	49	100.00

Are you willing to contribute in the development of the institute?




The above graph tells that 67.35% of alumni are willing to contribute for the development of the institute and 6.12% disagree with this.

4. Were your grievance properly handled at the college?

Particular	Response in numbers	in %
AGREE	20	40.82
SOMETIMES	24	48.98
DISAGREE	5	10.20
TOTAL	49	100.00

Were your grievance properly handled at the college?




From the above graph it is clear that only 48.98% of alumni sometimes agree that their grievance were properly handled.40.82% agree with this and 10.20% disagree.

5. Is the college having good facilities relate to computer lab, business lab, Library, etc.,

Particular	Response in numbers	in %
AGREE	25	51.02
SOMETIMES	18	36.73
DISAGREE	6	12.24
TOTAL	49	100.00

Is the college having good facilities relate to computer lab, business lab, Library, etc.,




Above graph says that 51.02 agree that the college has good facilities relate to computer lab, business lab, Library, etc. 36.73 agree sometimes and 12.24 disagree with this.

6. Have made any significant achievements as student of this college

Particular	Response in numbers	in %
AGREE	26	53.06
SOMETIMES	19	38.78
DISAGREE	4	8.16
TOTAL	49	100.00

Have made any significant achievements as student of this college

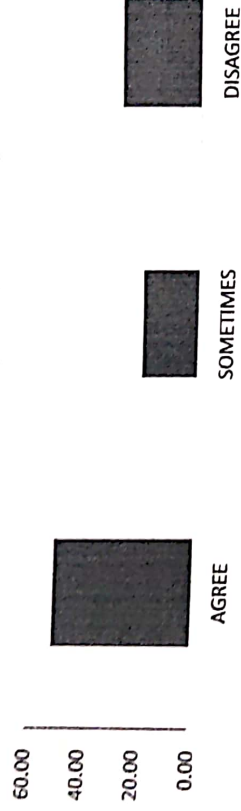


The above graph shows that 53.06% of the alumni had made significant achievements as student of this college 38.78% of them agree sometimes and 8.16% of them disagree with this.

7. Do you receive regular updates from the college through mails, calls/sms etc.,

Particular	Response in numbers	in %
AGREE	25	51.02
SOMETIMES	10	20.41
DISAGREE	14	28.57
TOTAL	49	100.00

Do you receive regular updates from the college through mails, calls/sms etc.,




From the above graph 51.02% of the students get regular updates from the college through mails, calls/sms etc. 20.41% of them sometimes agree with this and 28.57% of the alumni disagree.

8. Is the education imparted at SVRFGC useful and relevant to you present job?

Particular	Response in numbers	in %
AGREE	37	75.51
SOMETIMES	12	24.49
DISAGREE	0	0.00
TOTAL	49	100.00

Is the education imparted at SVRFGC useful and relevant to you present job?




From the above 75.51% of them agree that the education imparted at college is useful and relevant to their present job.

9. Have you obtained sufficient knowledge at SVRFGC?

Particular	Response in numbers	in %
AGREE	38	77.55
SOMETIMES	11	22.45
DISAGREE	0	0.00
TOTAL	49	100.00

Have you obtained sufficient knowledge at SVRFGC?




From the above 77.55% of the alumni had obtained sufficient knowledge at the college and 22.45% of them agree sometimes and 0% of them disagree with this.

10. Were your Principal, HODs, and faculties' were co-operative

Particular	Response in numbers	in %
AGREE	43	87.76
SOMETIMES	5	10.20
DISAGREE	1	2.04
TOTAL	49	100.00


Were your Principal, HODs, and faculties' were co-operative



The above graph shows that 87.76% of the alumni say that Principal, HODs, and faculties' were co-operative and 10.20% of them agree sometimes and 2.04% of them disagree with this.

11. Was Knowledge enriching programmes like workshops, seminars, and external lectures industrial visits etc., taken by college

Particular	Response in numbers	in %
AGREE	31	63.27
SOMETIMES	4	8.16
DISAGREE	14	28.57
TOTAL	49	100.00

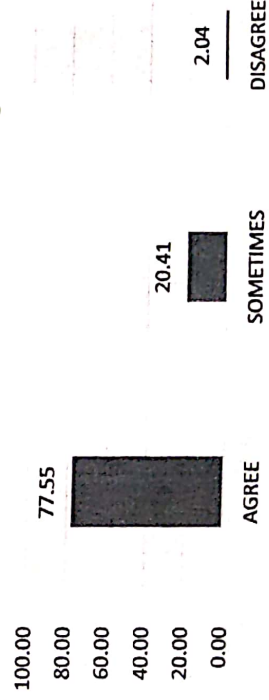


The above chart tells 63.27% of them agree that the college had taken knowledge enriching programmes. 8.16% of alumni sometimes agree and 28.57% of them disagree.

12. Have you availed career guidance for you higher studies from the college

Particular	Response in numbers	in %
AGREE	38	77.55
SOMETIMES	10	20.41
DISAGREE	1	2.04
TOTAL	49	100.00

Have you availed career guidance for you higher studies from the college




The above graph says 77.55% of them agree that they availed career guidance for higher studies from the college and 20.41% of them sometimes agree and 2.04% of them disagree.

13. Has college provided campus placement opportunities?

Particular	Response in numbers	in %
AGREE	28	57.14
SOMETIMES	12	24.49
DISAGREE	9	18.37
TOTAL	49	100.00

Has college provided campus placement opportunities?




The above graph tells that 57.14% of them got campus placement opportunities and 24.49% sometimes agree and 18.37% of them disagree with this.

14. Will you deliver a guest lecture, special talk, motivation session to you juniors if college invites you?

Particular	Response in numbers	in %
AGREE	24	48.98
SOMETIMES	22	44.90
DISAGREE	3	6.12
TOTAL	49	100.00

Will you deliver a guest lecture, special talk, motivation session to you juniors if college invites you




The above graph tells that 48.98% of them are ready to deliver guest lectures and motivational sessions to juniors, 44.90 sometimes agree to this and 6.12% of them not agree to this.

15. Has the college provided opportunity to take part in district, state and national level cultural events?

Particular	Response in numbers	in %
AGREE	38	77.55
SOMETIMES	9	18.37
DISAGREE	2	4.08
TOTAL	49	100.00

Has the college provided opportunity to take part in district, state and national level cultural events?



The above graph says 77.55% of the alumni had got opportunity to take part in district, state and national level cultural events. 18.37% of them sometimes agree and 4.08% of them disagree.

16. Has college provided opportunity to take part in district, state and national level sports events?

Particular	Response in numbers	in %
AGREE	41	83.67
SOMETIMES	8	16.33
DISAGREE	0	0.00
TOTAL	49	100.00




The above graph says 83.67% of the alumni had got opportunity to take part in district, state and national level sports events. 16.33% of them sometimes agree and 0% of them disagree.

17. Has the college promoted the research activities?

Particular	Response in numbers	in %
AGREE	20	40.82
SOMETIMES	16	32.65
DISAGREE	13	26.53
TOTAL	49	100.00

Has the college promoted the research activities?



The above graph says only 40.82% of alumni agree that college has promoted the research activities 32.65% of them sometimes agree and 26.53% of them disagree.

Major Findings






- Majority of the alumni agreed that the activities of the college develop their profession.
- Majority of the alumni are ready to associate with alumni association.
- Alumni are willing to contribute in the development of the institute.
- Alumni agreed that college is providing opportunities to take part state, national and international level sports and cultural activities.
- Most of the alumni are ready to take part in institutional development activities through organising motivational sessions, external lecture and corporate training etc.
- Campus placement opportunities need to strengthen according to alumni.
- Institution needs an improvement in grievance handling.
- Facilities relates to computer lab, business lab, library is an average and need advancement for little extent.

- Most of the alumni said that they made significant achievements as a student of this college.
- Only few alumni agreed that they will get regular updates through Mails, SMS, Calls etc about college activities.
- Maximum alumni felt that education imparted by college is excellent and principal, HOD's and staff are very much cooperative with the students.
- Most of the alumni felt that college provides career guidance to their higher studies.
- Alumni also said that college is focusing more on knowledge enriching programmes like workshops, seminars, and external lectures industrial visits etc.

Plan of action for improvement on alumni feedback

- Introducing more research related activities.
- Making computer lab, business lab & library even more advanced.
- Organising more campus drives at institution premises.
- Inviting alumni to conduct motivational sessions, workshops, seminars, career guidance etc.
- Enhancing even more quality in education.
- Improvement in Grievance handling

Alumni Meet Co-ordinators

Sl. No	Names	Signature
1.	Mr. Prashanth kumar H	
2.	Mrs. Jyothiprabha. RV	
3.	Mrs. Sowmya. K	
4.	Miss. Tejaswini. B.R	
5.	Mr. Sathyanarayana. SB	


20/11/2018

IQAC Co-ordinator
CO - ORDINATOR
Internal Quality Assurance Cell (IQAC)
Swamy Vivekananda Rural First Grade College
Chandapura, Anekal Taluk, Bangalore-560099


Principal

Prof. Venkatesh Babu. F'S College
Chandapura, Anekal Taluk, Bangalore-560 087

ಸ್ವಾಮಿ ವಿವೇಕಾನಂದ ಗ್ರಾಮಾಂತರ ಪ್ರಥಮ ದರ್ಜೆ ಕಾಲೇಜು

ನಂದಾಸುರ, ಅನೇಕಲ್ ತಾಲಿ, ಬೆಂಗಳೂರು-೨೨

WWW.SVVCES.ORG/INR

ಪೋನ್ ನಂ 080-27831900

ಆತ್ಮೀಯ ವಿದ್ಯಾರ್ಥಿಗಳ ಪ್ರತಿ ವರ್ಷದಂತೆ ಈ ವರ್ಷವೂ ಈ ವರ್ಷವು ಸಹ ಹಿರಿಯ ವಿದ್ಯಾರ್ಥಿಗಳ ಸಭೆಯನ್ನು ದಿನಾಂಕ:07-01-2018ರ ಭಾನುವಾರದಂದು ಬೆಳಿಗ್ಗೆ 10.30ಕ್ಕೆ ಸಂಸ್ಥೆಯ ಜ್ಞಾನಪ್ರಯೋಗ ಸಭಾಂಗಣದಲ್ಲಿ ಪದ್ಮಿರೋಹಿಣಿಯವರಿಗೆ: ತಾವು ಈ ಸಭೆಗೆ ಆಗಮಿಸಿ ಸಭೆಯನ್ನು ಯಶಸ್ವೀಗೊಳಿಸಬೇಕೆಂದು ಈ ಮೂಲಕ ಮನವಿ ಮಾಡಿಕೊಳ್ಳುತ್ತೇವೆ.

CONNECT -2017-18



ON 07th JANUARY 2018

Time: 10.30 A.M

Venue: Gnanajyothi Auditorium

IT IS TIME TO REVIVE YOUR GOLDEN MOMENTS

ON CAMPUS

SVRFGC FRATERNITY

Invites its esteemed Alumni to attend and inform other friends

Come and share your journey of experience

ಸೂಚನೆ:- ಎಲ್ಲರೂ 15 ನಿಮಿಷ ಮುಂಚಿತವಾಗಿ ಹಾಜರಿರಲು ಅಭ್ಯರ್ಥನೆ ಮತ್ತು ತಮ್ಮ ಎಲ್ಲಾ ನೈಜತೆಯನ್ನು ಈ ವಿಷಯ ಲಿಖಿಸಿ ಸಭೆಗೆ ಕರೆಮಾಡುವ ಬಯಕೆಯನ್ನು ಕೋರಿಕೊಳ್ಳುತ್ತೇವೆ.

ಇಂತಿ

ಹಳೆಯ ವಿದ್ಯಾರ್ಥಿಗಳ ವೃಂದ

ಸ್ವಾಮಿ ವಿವೇಕಾನಂದ ಗ್ರಾಮಾಂತರ ಪ್ರಥಮ ದರ್ಜೆ ಕಾಲೇಜು

PROGRAM SCHEDULE

- ❖ Welcome speech
- ❖ Light lamp
- ❖ Prayer song
- ❖ Self introduction
- ❖ Student views
- ❖ Guest speech
- ❖ Vote of thank
- ❖ Video documentary
- ❖ Group photo
- ❖ Fun games
- ❖ lunch

Swamy Vivekananda Rural First Grade College

Chandapura, Bengaluru – 99



Affiliated to Bangalore University, Recognised by Govt. of Karnataka, Accredited with 'B' Grade by NAAC

ALUMNI FEED BACK FORM

Personal Details

Alumni Name			
Father's Name			
Date Birth (DD/MM/YY)			
Year of Passing out	Department		
Permanent Address			
Contact Number	Mobile		
E-mail ID			
Designation	Present Location		

1. Feedback about Institution (Question No. 1 – 7)

Sl. No.	Statements	Agree	Sometimes	Disagree
1.	Do you feel proud to be associated with SVRFGC as Alumni?			
2.	Will the activities of college develop your profession?			
3.	Are you willing to contribute in the development of the institute?			
4.	Were your grievance properly handled at the college?			
5.	Is the college having good facilities relate to computer lab, business lab, Library, WiFi etc.			
6.	Have made any significant achievements as student of SVRFGC.			
7.	Do you receive regular updates from the college through mails/ calls/ SMS etc.			

2. Feedback about Faculty (Question No. 8 – 11)

Sl. No.	Statements	Agree	Sometimes	Disagree
8.	Is the education imparted at SVRFGC useful & relevant to your present job?			
9.	Have you obtained sufficient knowledge at SVRFGC?			

Alumni Feedback: k Analysis and Interpretation:

1. Do you feel to be associated with college as alumni?

Particular	response in numbers	in %
AGREE	46	93.88
SOMETIMES	3	6.12
DISAGREE	0	0
TOTAL	49	100

Do you feel to be associated with college as alumni in %




Intrepretation: From the above graph it is clear that almost 94% of alumni are ready to be associated with the college.6.2% of them sometimes agree and 0% of alumni disagree.

2. Will the activities of the college develop your profession

particular	response in numbers	in %
AGREE	33	67.35
SOMETIMES	13	26.53
DISAGREE	0	0.00
TOTAL	49	100.00

Will the activities of the college develop your profession



Will the activities of the college develop your profession


INTREPRETATION: The above graph shpws that only 67.35 of the alumni agrees that the activities of the college develop their profession.26.53% of them sometimes agree and 0% of them disagree.

3. Are you willing to contribute in the development of the institute?

3. Are you willing to contribute in the development of the institute?

Particular	response in numbers	in %
AGREE	33	67.35
SOMETIMES	13	26.53
DISAGREE	3	6.12
TOTAL	49	100.00

Are you willing to contribute in the development of the institute?



Are you willing to contribute in the development of the institute?


INTERPRETATION :the above graph tells that 67.35% of alumni are willing to contribute for the development of the institute and 6.12% disagree with this.

✓

4. Were your grievance properly handled at the college?

particular	response in numbers	in %
AGREE	20	40.82
SOMETIMES	24	48.98
DISAGREE	5	10.20
TOTAL	49	100.00

Were your grievance properly handled at the college?




Were your grievance properly handled at the college?

INTREPRETATION: from the above graph it is clear that only 48.98% of alumni sometimes agree that their grievance were properly handled. 40.82% agree with this and 10.20% disagree.

5. Is the college having good facilities relate to computer lab, business lab, Library, etc.,

particular	response in numbers	in %
AGREE	25	51.02
SOMETIMES	18	36.73
DISAGREE	6	12.24
TOTAL	49	100.00

Is the college having good facilities relate to computer lab, business lab, Library, etc.,



■ Is the college having good facilities relate to computer lab, business lab, Library, etc.,

INTREPRETATION: above graph says that 51.02 agree that the college has good facilities relate to computer lab, business lab, Library, etc., 36.73 agree sometimes and 12.24 disagree with this.


W

7. Do you receive particular

6. Have made any significant achievements as student of this college

particular	response in numbers	in %
AGREE	26	53.06
SOMETIMES	19	38.78
DISAGREE	4	8.16
TOTAL	49	100.00

Have made any significant achievements as student of this college




Have made any significant achievements as student of this college

INTERPRETATION: The above graph shows that 53.06% of the alumni had made significant achievements as student of this college 38.78% of them agree sometimes and 8.16% of them disagree with this.

7. Do you receive regular updates from the college through mails, calls/sms etc.,

particular	response in numbers	in %
AGREE	25	51.02
SOMETIMES	10	20.41
DISAGREE	14	28.57
TOTAL	49	100.00

Do you receive regular updates from the college through mails, calls/sms etc.,



Do you receive regular updates from the college through mails, calls/sms etc.,

INTERPRETATION: From the above graph 51.02% of the students get regular updates from the college through mails, calls/sms etc. 20.41% of them sometimes agree with this and 28.57% of the alumni disagree.

8. Is the education imparted at SVRFGC useful and relevant to you present job?

particular	response in numbers	in %
AGREE	37	75.51
SOMETIMES	12	24.49
DISAGREE	0	0.00
TOTAL	49	100.00




9. Have

particular

8. Is the education imparted at SVRFGC useful and relevant to you present job?

particular	response in numbers	in %
AGREE	37	75.51
SOMETIMES	12	24.49
DISAGREE	0	0.00
TOTAL	49	100.00

Is the education imparted at SVRFGC useful and relevant to you present job?




■ Is the education imparted at SVRFGC useful and relevant to you present job?

INTREPRETATION : from the above 75.51% of them agree that the education imparted at college is useful and relevant to their present job.

9. Have you obtained sufficient knowledge at SVRFGC?

particular	response in numbers	in %
AGREE	38	77.55
SOMETIMES	11	22.45
DISAGREE	0	0.00
TOTAL	49	100.00

Have you obtained sufficient knowledge at SVRFGC?



Have you obtained sufficient knowledge at SVRFGC?


INTREPRETATION : From the above 77.55% of the alumni had obtained sufficient knowledge at the college and 22.45% of them agree sometimes and 0% of them disagree with this.



10. Were your Principal, HODs, and faculties' were co-operative

particular	response in numbers	in %
AGREE	43	87.76
SOMETIMES	5	10.20
DISAGREE	1	2.04
TOTAL	49	100.00

Were your Principal, HODs, and faculties' were co-operative




■ Were your Principals, HODs, and faculties' were co-operative

INTERPRETATION : The above graph shows that 87.76% of the alumni says that Principal, HODs, and faculties' were co-operative and 10.20% of them agree sometimes and 2.04% of them disagree with this.

11. Was Knowledge enriching programmes like workshops, seminars, and external lectures industrial visits etc., taken by college

particular	response in numbers	in %
AGREE	31	63.27
SOMETIMES	4	8.16
DISAGREE	14	28.57
TOTAL	49	100.00

Was Knowledge enriching programmes like workshops, seminars, and external lectures industrial visits etc., taken by college




Was Knowledge enriching programmes like workshops, seminars, and external lectures industrial visits etc., taken by college

INTREPRETATION :The above chart tells 63.27% of them agree that the college had taken knowledge enriching programmes.8.16% of alumni sometimes agree and 28.57% of them disagree.

12. Have you availed career guidance for you higher studies from the college

particular	response in numbers	in %
AGREE	38	77.55
SOMETIMES	10	20.41
DISAGREE	1	2.04
TOTAL	49	100.00

Have you availed career guidance for you higher studies from the college



Have you availed career guidance for you higher studies from the college


INTREPRETATION: The above graph says 77.55% of them agree that they availed career guidance for higher studies from the college and 20.41% of them sometimes agree and 2.04% of them disagree.

✓

13. Has college provided campus placement opportunities?

particular	response in numbers	in %
AGREE	28	57.14
SOMETIMES	12	24.49
DISAGREE	9	18.37
TOTAL	49	100.00

Has college provided campus placement opportunities?



Has college provided campus placement opportunities?

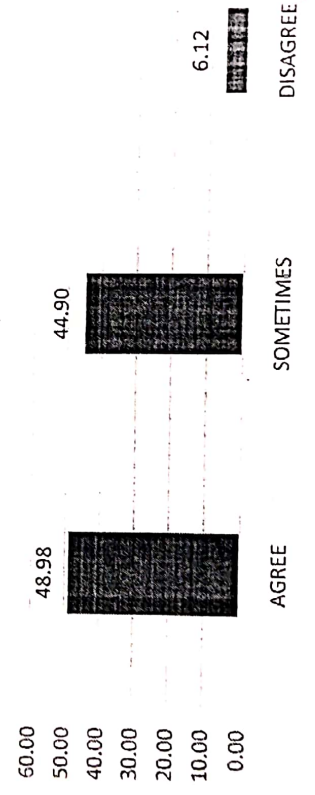
INTREPRETATION : The above graph tells that 57.14% of them got campus placement opportunities and 24.49% sometimes agree and 18.37% of them disagree with this.

15. Has the co cultural events?

14. Will you deliver a guest lecture, special talk, motivation session to you juniors if college invites you

particular	response in numbers	in %
AGREE	24	48.98
SOMETIMES	22	44.90
DISAGREE	3	6.12
TOTAL	49	100.00

Will you deliver a guest lecture, special talk, motivation session to you juniors if college invites you



Will you deliver a guest lecture, special talk, motivation session to you juniors if college invites you


INTREPRETATION : The above graph tells that 48.98% of them are ready to deliver guest lectures and motivational seessions to juniors,44.90 sometimes agree to this and 6.12% of them not agree to this.

college

15. Has the college provided opportunity to take part in district, state and national level cultural events?

particular	response in numbers	in %
AGREE	38	77.55
SOMETIMES	9	18.37
DISAGREE	2	4.08
TOTAL	49	100.00

Has the college provided opportunity to take part in district, state and national level cultural events?




INTREPRETATION :The above graph says 77.55% of the alumni had got opportunity to take part in district, state and national level cultural events.18.37% of them sometimes agree and 4.08% of them disagree.



16. Has college provided opportunity to take part in district, state and national level sports events?

particular	response in numbers	in %
AGREE	41	83.67
SOMETIMES	8	16.33
DISAGREE	0	0.00
TOTAL	49	100.00

Has college provided opportunity to take part in district, state and national level sports events?



Has college provided opportunity to take part in district, state and national level sports events?


INTREPRETATION :The above graph says 83.67% of the alumni had got opportunity to take part in district, state and national level sports events.16.33% of them sometimes agree and 0% of them disagree.

sports
even

17. Has the college promoted the research activities?

particular	response in numbers	in %
AGREE	20	40.82
SOMETIMES	16	32.65
DISAGREE	13	26.53
TOTAL	49	100.00

Has the college promoted the research activities?






■ Has the college promoted the research activities?

INTREPRETATION :The above graph says only 40.82% of alumni agree that college has promoted the research activities 32.65% of them sometimes agree and 26.53% of them disagree.

Handwritten signature

Some clicks from Alumni Meet 2018



Report on Alumni Meet January 2018

The Alumni meet was held on 7th January 2018 Sunday at 10.00 AM with the coordination of alumni in the college premises. The program started with lighting the lamp followed by welcome of all the guest with bouquets Around 100 students took part in the event. The programme was presided by Mr.T.SunkaReddy, president, SVRES along with subcommittee convenor Dr.P.Venkataswamy Reddy. Few students had shared their views. Most of the alumni shared the responsibilities of alumni and they mentioned few plan of action for next academic year and they promised to involve in college activities to develop the students by conducting external lecture, medical camp, financial assistance to economically weaker section students ect. Principal had addressed the alumni and Mr.T.Sunka Reddy had given the presidential speech. After the programme there was a group photo session followed by the fun games and the programme had completed around 3.00pm with lunch.